

Living For Others

Lesson Overview

The greatest tragedy in life isn't death—it's a life lived without purpose. There is a driving need within every individual to answer the question, "Why am I here?" We already know that God created us—but why? Our main purpose in life is to serve God and fulfill His purpose for our lives.

Today's Power Point is ***God wants me to care about others.*** Ruth is a perfect example of a person whose life was used by God. Ruth set out to help her mother-in-law and her deep loyalty was rewarded. Instead of remaining a widow, God blessed her in marriage to Boaz and gave them a son, Obed, who would connect them in genealogy to King David and eventually Jesus Christ. Ruth was faithful in one area of service and God blessed her by making her name known to all generations as part of the line of Jesus. God wants to honor us but first we must make serving Him our number one priority.

Regardless of our circumstances, no matter how our lives change, one thing remains constant—our purpose is to serve to God, and we serve God through serving others. Our children can identify with God and begin to realize His purpose in their lives now—not someday. He created them because He has a purpose for them now. Let's train them in their identification with Christ, knowing God as their Creator and moving ahead in their purpose—now!

Going Deeper

Time is often the hardest thing to share. There's never enough of it. Today's Power Point ***God wants me to care about others*** means caring enough for others to give them time, in our day. When we give time to children in ministry, we are giving something with eternal results. Who can you spend time with today?



Power Point

God wants me to care about others.

Scripture Memory Verse

Show love in everything you do.

—1 Corinthians 16:14

Bible Lesson

Ruth shows love to her mother-in-law Naomi and God rewards her in a new land.

—Ruth 1:1-9,15-17;
2:2-3,11-13,17-22.

Everything You Need

Note: For a listing of basic supplies to keep on hand, see page 13.

Game #1: 2 rolls of toilet paper and masking tape.

Game #2: Medium-sized beanbag.

Praise and Worship: *Bible & Praise* DVD.

Lesson Introduction: Nice children's bike.

Scripture Memory Verse: Lesson 2 Scripture Memory Verse from *Leader Resources* CD-ROM.

Acting God's Word: Lesson 2 Acting God's Word script from *Leader Resources* CD-ROM.

Bible Story: Bibles, Bible commentary.

Object Lesson #1: Apple corer, apple, plate, table.

Object Lesson #2: 1 full can of lemonade.

Today's Life Story: Lesson 2 Today's Life Story from *Leader Resources* CD-ROM.

Welcome

Start your service with high energy as you welcome the kids and open in prayer. See page 18 in this *Leader's Manual* for helpful welcoming tips.

Game #1

Rolling the Distance

Review Questions

(Select one boy and one girl who answer the review questions correctly to be leaders in the game. Each leader chooses a teammate for this game.)

- ▶ What was in the boy's lunch that Jesus used to feed all the people who were listening to him teach? *(It contained 5 loaves of bread and 2 fishes.)*
- ▶ Which disciple gave the boy's lunch to Jesus? *(Andrew.)*

Props: 2 rolls of toilet paper and masking tape.

Participants: Two boys and two girls.

Playing the Game

Place the two rolls of toilet paper, about 4 feet apart, on the floor at the back of the room or at one end of the stage area. Position the toilet paper rolls so they will unroll toward the stage—or across the stage in view of the children. Use masking tape to secure the end of the paper to the floor.

Have the first boy and girl come forward and kneel by their team's roll of toilet paper. When you say, "Go," using one hand and only one push, *(emphasize this point)* they are to shove their rolls down the playing area. Wherever each team's roll of toilet paper comes to rest or breaks, the second player starts. Have the second players position themselves and repeat the process. The team that achieves the most distance after the second roll is the winner. Invite cheering from the audience as they root for their favorite pair.

Game #2

Review Questions

(Select one boy and one girl who answer the following review questions correctly to each choose three children to join them as participants in the game.)

- ▶ Last week's Power Point was: God wants me to _____. *(live for Him.)*
- ▶ Last week's Scripture Memory Verse was: But more than anything else, put God's work _____ and do what He _____. Then the other _____ will be _____ as well. Matthew 6: _____. *(first, wants, things, yours, 33.)*

Props: Medium-sized beanbag.

Participants: Four boy and four girls.

Playing the Game

Have the eight children hold hands and spread out to make a circle. Tell children to drop their hands to their sides and take one step back to make their circle even bigger.

To play the game have children chant, “One potato, two potato, three potato, FOUR, five potato, six potato, seven potato, MORE!” At “more” mention that you will be batting a small beanbag to one of the children in the circle. Instead of catching it, that child must hit it up in the air (pretending that it is hot potato). Allow children to bat the beanbag up in the air amongst their circle as long as possible. If the beanbag touches the ground, the leader should grab it and start again. Play until all children have a few chances to hit the beanbag. When the game gets going consistently, see if the children can recite the “potato” chant while they play.

Praise & Worship

Lead the children in a powerful time of entering God’s presence using the worship songs from the *Bible & Praise* DVD.

Lesson Introduction

Props: Nice children’s bike.

Presentation

(Roll out the bike.) Wow, look at this bike! Can you imagine finding a bike like this wrapped up for your birthday or under the Christmas tree? Wouldn’t it be great to receive a special present like this? *(Turn to the children.)* Have you ever been given a special gift? *(Allow for responses and talk about their gifts. Share an example of something you personally have received that meant a great deal to you.)*

When I was a child, my favorite [toy/present] was _____. I received it when _____. What I liked best about this [toy/present] was that it _____. As children, toys are special. Even as a grown-up I still have “toys” that are important to me. Now, however these things might be cars, hobbies, electronics, or something else. Even for grown-ups sharing these things or giving them up can be difficult. Part of caring about others means being willing to give up or share our stuff!

Let’s say you owned this bike. How would you feel if someone asked you to give it up or share it or even give it up to someone who didn’t have one? *(Allow responses. If you have an example where you gave*

up or shared something talk about what it was and how you blessed others with it.)

Did you know that in April of each year there is something called Turn Off the TV Week? What do you think people are supposed to do during that week? *(Turn off the TV!)* Do you think that turning off the TV for a week might be difficult? Why or why not? *(Allow children to explain.)* Each of us has things that are important to us. Be it TV, bikes, birthday money, DVDs, toys or dolls. It’s O.K. to have these things and to keep them nice. However, it’s important to remember that nothing we have is worth so much that it couldn’t be given away to show care for others.

Today’s Power Point is **God wants me to care about others**. Caring about others means sharing what we have. It’s not always easy to give up something, but that is what Christians do to show our love. Today’s Scripture Memory Verse talks about showing love. It doesn’t say we should show love just when we feel like it...it talks about showing love in EVERYTHING we do!

Scripture Memory Verse

Show love in everything you do.
—1 Corinthians 16:14

Props: Lesson 2 Scripture Memory Verse from *Leader Resources* CD-ROM.

Practice it

Display the Scripture Memory Verse. (Have the large group read the verse and say it together aloud. Have the group say the verse again while you teach the hand motions to everyone.) Show *(point to others)* love *(cross both hands over the heart)* in *(form a cup with left hand and dip fingers of right hand into it)* everything *(spread both arms wide open)* you *(point to self)* do *(jump up and down)*. 1 Corinthians 16:14. *(Repeat verse again and have children do hand motions with you.)*

Understand it

This verse is easy to understand. It’s pretty straight forward in its meaning. What is one way you could show love to someone today? *(Invite children to give personal examples of what they could do.)*

Why doesn't this verse say, "Show love sometimes"? Why wouldn't this be something a Christian would want to memorize? *(It's easy to show love sometimes, when we feel like it. The hard part is always showing love, but that's what God wants from us!)*

Live it

Today's Power Point is **God wants us to care about others**. Loving people at all times is one of the best ways to show them we care. Love can be shown in little things, like sharing our snacks or giving of our time. The word "everything" is the key to making this Scripture Memory Verse stick. It means no matter how we feel we can put those feelings aside and show love in everything! A hard lesson in a very short verse; it's something we can do with God's help!

Bible Lesson

Ruth shows love to her mother-in-law Naomi and God rewards her in a new land.

—Ruth 1:1-9, 15-17; 2:2-3, 11-13, 17-22

Acting God's Word

Use the Acting God's Word puppet script on the *Leader Resources* CD-ROM before you begin the Bible Story as a visual way to introduce the point of today's lesson. You can act the segment with puppets, use a drama team, or use the CD audio script with either approach.

The Doodad Gang decide to help fix-up Dr. D. Seaver's house. He broke his leg previously and also was serving a community service sentence for his dishonest campaign for mayor. Because of this, his own house was in serious need of help. The gang is working on painting the house when Dr. D. Seaver shows up, suspicious of the Doodad Gang's motives. They explain how Jesus wants them to help others, even those not liked. They encourage Dr. D. Seaver to turn from his evil ways. He tells them he'll think about it, but he is grateful for their help and shows them some additional things they could fix on the inside of his house.

Ask the questions below to discuss the puppet segment.

- ▶ What were the Doodad Gang doing at Dr. D. Seaver's house? *(Painting it.)*
- ▶ What reason was given for their reason to help him? *(Jesus wants them to help others.)*
- ▶ What did the gang encourage Dr. D. Seaver to do? *(Stop doing evil things.)*

The Doodad Gang saw an opportunity to help the one person who always gave them trouble. They did this to show God's love by caring for his needs. Today, we'll learn about a woman who also was more concerned with helping another person, rather than herself. Let's discover her story.

Bible Story

Props: Bibles, Bible commentary.

Preparation: Find a Bible commentary and supplement information about Ruth.

Presentation

Our lesson today comes from the Book of Ruth in the Old Testament. Let's read Ruth 1:1-9, 15-17; 2:2-3, 11-13, 17-22 aloud together. *(Read these verses aloud or call on volunteers who have Bibles to read them aloud.)* If possible add information to this section about Ruth using your own Bible commentary.

There was a famine in the land. Do you know what a famine is? *(A famine is when there is no food in the land.)* Elimelech, his wife Naomi, and their two sons (Mahlon and Kilion) went to a neighboring land called Moab to find food. Elimelech died in Moab and Naomi became a widow. What is a widow? *(A married woman whose husband dies.)* Naomi's sons married Moabite women named Orpah and Ruth and lived in Moab for about 10 years. Both sons died leaving their wives as young widows as well.

Naomi learned that she could return home because there now was food available. She took her two daughter-in-laws with her but on the road changed her mind and urged them both to return to Moab. Her wish was for them to find another husband from their own people and make families with them. Both of them refused saying, "We

Object Lesson # 1

Props: Apple corer, apple, plate, table.

Preparation: Wash the apple and set the apple and the corer on a plate on the table.

Presentation

(Display the apple corer and demonstrate how you core an apple. Take a few bites out of the cored apple. Mention that you could eat the whole apple even now.) This kitchen utensil has a specific purpose. It was created to take the core (which we can't eat) out of the apple so we can chop it up and use it while cooking or simply eat it all up. Tools are designed and manufactured with a special purpose.

Now, don't miss this point. The purpose for the tool existed before the tool was ever made. People were tossing apple cores into the trash years before this corer was ever invented. The corer is simply fulfilling its purpose.

God knew He needed you for a specific purpose before you were ever created. He needs you to do what you were created for. This apple corer was made to remove an unwanted apple core. If you use it to try to remove the pit from a peach you'll break it. That isn't its purpose. Just like this corer...you were made for a specific purpose which includes caring about others.

Why did God make you? What does He want from you today? How does He want you to treat your family and everyone around you? What does God want you to do in school? **God wants you to care about others.**

I may not be able to enter your school and tell your class about Jesus but God has you there for a specific purpose. Let God speak to your heart about why He created you and what He wants you to do. As you pray to God, listen. Even when you're going about your day-to-day routine, depend on God to show you how He wants you to act or what He wants you to say. Most importantly, use the talents and abilities He's given you and use them to care for others.

will go back with you to your people," meaning the Israelite people (Ruth 1:10, *NIV*). After awhile, Orpah changed her mind and kissed her mother-in-law Naomi goodbye. Ruth, however, refused to leave Naomi saying, "Where you go I will go, and where you stay I will stay. Your people will be my people and your God my God" (Ruth 1:16b, *NIV*).

Why do you think Ruth refused to go back to her country and insisted instead of staying with Naomi? *(She loved Naomi, she may have learned about God from Naomi, she knew God's purpose for her was for her to stay with Naomi.)*

Once in Bethlehem, Ruth wasted no time trying to find food to help her and Naomi live. Ruth gleaned in the fields of a man named Boaz. What is gleaning? *(Gleaning is when a person walks behind those gathering the harvest and picks up the leftover grain. Ruth picked up barely. The law of the day stated that the workers must not pick all of the grain but some was to be left behind so poor people could gather it.)* Naomi knew that Boaz was a relative of her husband who had died and she believed that he would be kind to Ruth. Naomi eventually encouraged Ruth to let Boaz notice her. When Boaz did notice Ruth he gave her six measures of barley (a generous amount).

Boaz then went to the town gate and bought all of the property that had belonged to Naomi's husband who had died. As a result of this land purchase, Boaz was able to marry Ruth. They were married and had a son named Obed. What's so great about Obed? He was in the line of King David, which means he was a descendant of Jesus Christ.

God has a purpose for each person and if we live for God, he will use us. God used a woman—a Moabite, a Gentile—who was from a land that didn't even know about the true God to eventually become an heir of Jesus Christ. Her willingness to live for God by serving Naomi resulted in her becoming famous in the Bible, even having a Book of the Bible named for her! Ruth's story shows how she understood our Power Point: **God wants us to care about others.**

Object Lesson #2

Props: 1 full can of lemonade.

Preparation: Purchase one can of lemonade prior to group time.

Presentation

What is the purpose of this can of lemonade? (*Allow for response.*) This drink was made to quench thirst. Today this can of lemonade can fulfill its purpose. I am going to give this can of lemonade to one of the girls who has been paying close attention to today's lesson. (*Choose a girl to come forward.*)

This drink is for you. However, before it can quench your thirst or soothe your parched throat, something has to happen. (*Don't open the can instead pretend to pour the drink into the girl's mouth.*)

Why isn't this drink doing what it is supposed to do? (*Allow for response.*) Pay attention because I don't want you to miss this. Before the can of lemonade can fulfill its purpose, it has to be opened. Did you know that we're the same way? We have to open up our lives to God if we want to fulfill our purpose. If we stay closed to the things of God, we will never do what we were created to do.

(*Give the can to the girl and let her open it or take it home. Have her return to her seat.*)


*Boys and girls, our Power Point today is **God wants us to care about others.** That is our purpose, to reach out to others!* At the end of the lesson, we're going to give each of you a chance to make a commitment to live for God. It will be your way of saying to God, "Father, I want to fulfill my purpose in life for You." If you want to make that commitment, you need to be open to what God wants to say to you. If you're not open—like the can of lemonade—you can't truly live for Him.

Today's Life Story

Welcome back to the Power Tool Team—the tools who belong to the Master Carpenter. He guides the tools to live for the purpose they were each designed for. Some tools do this, but others need help in this area. Today we'll meet the newest member of the team—Sabrina the Power Sander. Let's see how she does with the other tools.

Sabrina Saves a Saw


Illustration 2-1



► Do you know what prejudice is? It's pre-judging others. Well, the good boys in the workshop had let prejudice slip into their lifestyle. The guys around the shop decided that they didn't want girls around.

Even though Abraham Level had tried to teach them prejudice is wrong, the guys weren't following him. Abraham had already explained that in God's eyes, we're all equal and it's a sin to think that one group is better or worse than another group. The tools didn't listen, and they even put up signs that said, "GIRLS KEEP OUT" and "NO GIRLS ALLOWED!"

Illustration 2-2



► But the Master Carpenter had a special plan and purpose for a girl named Sabrina. Even though the good old boys in the workshop were fighting to keep girls out, the Master Carpenter had bigger plans, and those plans included Sabrina Sander.

Sabrina was created as a powerful electric sander. Even though she was one of the most incredible tools ever invented, she was a little nervous about her first day in the shop.

It was all so new to her. And it didn't take long for her to find out that she wasn't accepted. Even the good guys like Preston and Hank acted wrong. The tools teased her and made fun of her. Hack Saw was the worst. He was cruel, and he had all sorts of cutting remarks for her. It didn't matter how nice Sabrina tried to be, Hack Saw and the Monkey Wrenches put her down and were mean to her. The only one who was nice to her was Abraham.

Do you remember your first day of school? Have you ever walked into a new classroom full of kids you don't know? It can be very scary.

Illustration 2-3



► Sabrina Sander couldn't figure out why the workshop tools were so mean to her. She hadn't done anything wrong, and she was kind to everyone. Sabrina went to Abraham Level to ask for his advice. She just broke down and started to cry. Abraham already understood what was bothering Sabrina. He knew how cruel the tools could be. "We need to learn to do our best for God every day," said Abraham. He told her she was born with a purpose that no one could take away from her. If she'd served God every day and did her best for Him, He would help her fulfill her purpose.

Kids, how do you respond when you're treated wrongly? When you're in those situations—and we've all been there from time to time—don't blame yourself and don't blame God. When others put you down and try to keep you from doing what you're to do, don't listen to them and don't look to them. You're to turn to God. Look and listen to Him.

Illustration 2-4



► Sabrina made up her mind that she would do her best for God every single day! She'd begin her day with prayer, and then she would go right to work. Sabrina was skilled at knowing just the right grade of sandpaper to use on her spinning surface.

She had a strong, coarse sandpaper that could rip the rough edges off any hunk of wood. No one in the workshop had ever been able to rip through wood the way Sabrina did. She was one of the most powerful pieces of equipment ever invented. Every day Sabrina became stronger in prayer and in serving. She never wasted her talent.

Illustration 2-5



► But Hack Saw wasted his talent. In fact, one of his purposes in life was to cut the rough wood. Guess who was fulfilling that purpose in the workshop? Sabrina. Instead of being what he was created to be, Hack

Saw wasted his life watching too much TV, playing games and being rude to anyone who got in his way.


One day instead of cutting wood, Hack Saw found some matches and started lighting them and tossing them all over the workshop. At first, they just landed and quickly burned out. Then, without warning, one of the matches fell on some oily rags. When Hack Saw tried to put the fire out with his foot, his plastic handle caught on fire and started to melt!

Illustration 2-6



► Then Hack Saw went crazy, jumping around and trying to put out his burning handle. He bumped into the table and the pile of wood that he was supposed to be cutting fell on him. He yelled out to the Monkey Wrenches, "Help! Help! I'm burning." Weren't the Monkey Wrenches his friends? They were rude just like he was, and they didn't fulfill any useful purpose either. They, too, were wasting their lives. On top of everything else, they were too scared to help Hack Saw. They figured Hack could solve his own problems. He tried to call out to the other tools, but the smoke choked him.

Illustration 2-7



► Somebody smelled the smoke and realized that there was an emergency. Sabrina was the first one on the scene. It was amazing how fast Sabrina came to Hack Saw's rescue.

She was strong and mighty and filled with the power of prayer. She was not overcome with fear, because she knew she was serving God. In Him, she could do all things.

She was not going to run and hide her talents or abilities. She went right to work, ripping through the burning wood to cut Hack Saw loose. Hack couldn't believe what was happening. Why was Sabrina being so nice to him—especially after he had been so mean? He didn't realize that she was serving God. Not only did she fulfill her purpose, but she also saved him.

Illustration 2-8



► That night there was a great big celebration in the workshop. All the tools were thankful for Sabrina's heroic efforts. Preston, Hank and Abraham arranged for the party and asked Sabrina to be the guest of honor.

Sabrina Sander was thankful for her fellow tools, and she was happy that everyone was finally coming together to be friends. Even the worst of the tools apologized for their rude behavior. Hack Saw made sure all the anti-girl signs were thrown out.

That evening, Sabrina gave a great gift to the rest of the tools. She shared how important it is for everyone to fulfill God's purpose in their lives. She explained how she had grown in prayer and realized that God had made her for a special purpose. She was going to serve Him and do her best for God, every day.

Boys and girls, **God wants us to care about others.** Sometimes, like in our story, the people we help may not be nice to us. But that really doesn't matter. Caring for others is still what God wants us to do. You can join us in making a prayer of commitment to do this.

Closing Prayer

(Invite children to pray a prayer of commitment about caring for others with you.)

Dear Jesus,

I want to be like a tool doing its job correctly, not a worthless unopened can. Help me to live like Ruth did and to do what is right regardless of the expected outcome. Like Ruth was, help me also to be surprised by God when He has me just where he wants me. Mostly, help me to be willing to show care to others!

In Jesus Name. Amen.

Small Group Lesson

Using the *God Encounters Small Group Lessons* (see page 10 in this *Leader's Manual*), divide your children into one of three elementary-age groups: ages 6-7, ages 8-10, ages 11-12. These groups allow deeper exploration of the Power Point and life application.

Instruct small-group leaders to hand out this week's Take-Home Challenge.